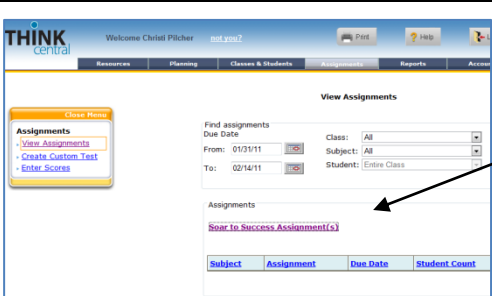
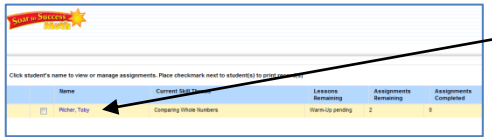
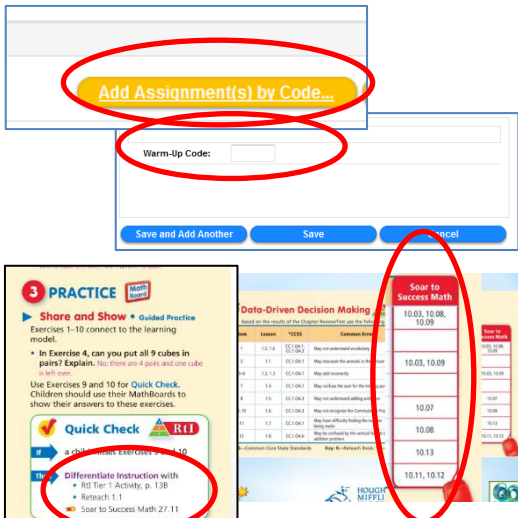
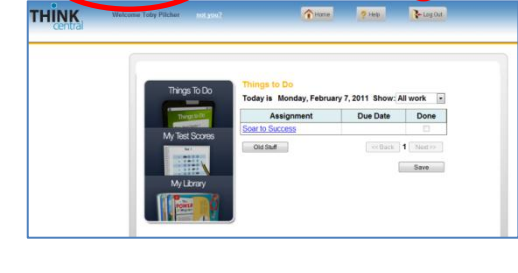


Overview of Soar to Success (an intervention tool used with GoMath!)

Soar to Success Math is organized around skill areas, or threads. Each thread contains a skill continuum that spans early level skills to prerequisite skills for upper-grade level content. Because **intervention** students may be one or more years behind their classmates in a particular skill area, Soar to Success Math has a **diagnostic** program that **assesses** at what level in a skill thread a student should be placed.

Creating Assignments in Soar to Success

	<p>When in Think Central, go to the Assignments section, click on “Soar to Success Assignments,” and a new window opens.</p>
	<p>Click on the name of the student for whom you wish to create an assignment . An “Individual Student Record” window opens, and the bottom right of that window has an option, “Add Assignment(s) by Code).</p>
	<p>Click that option and enter the code enter Soar to Success code number found in your Teacher Edition’s Quick Check or Data-Driven Decision Making and click Save.</p>
	<p>Once the assignment has been made, a link to Soar to Success will be displayed in the student(s’) To Do List in Think Central.</p> <p>The student’s clicking that link will launch Soar to Success activity assigned and provide teachers with a record of the student progress in Soar.</p>